

European scenarios for future biological invasions

Cristian Pérez-Granados^{1,2}  | Bernd Lenzner³  | Marina Golivets⁴  |
 Wolf-Christian Saul^{5,6,7}  | Jonathan M. Jeschke^{5,6,7}  | Franz Essl³  |
 Garry D. Peterson⁸  | Lucas Rutting⁹  | Guillaume Latombe^{3,10}  | Tim Adriaens¹¹  |
 David C. Aldridge^{12,13}  | Sven Bacher¹⁴  | Rubén Bernardo-Madrid¹⁵  |
 Lluís Brotons^{16,17,18}  | François Díaz¹⁹ | Belinda Gallardo^{13,20}  | Piero Genovesi²¹  |
 Pablo González-Moreno^{22,23}  | Ingolf Kühn^{4,24,25}  | Petra Kutleša²⁶ |
 Brian Leung^{27,28}  | Chunlong Liu²⁹  | Konrad Pagitz³⁰ | Teresa Pastor³¹  |
 Aníbal Pauchard^{32,33}  | Wolfgang Rabitsch³⁴  | Peter Robertson³⁵ | Helen E. Roy³⁶  |
 Hanno Seebens³⁷  | Wojciech Solarz³⁸  | Uwe Starfinger³⁹  | Rob Tanner⁴⁰  |
 Montserrat Vilà^{15,41}  | Núria Roura-Pascual¹ 

Correspondence

Bernd Lenzner

Email: bernd.lenzner@univie.ac.at

Funding information

Agencia Estatal de Investigación, Grant/Award Number: PCI2018-092939, PCI2018-092966 and PCI2018-092986; Austrian Science Foundation, Grant/Award Number: I 4011-B32 and I 5825-B; German Federal Ministry of Education and Research, Grant/Award Number: 16LC1807A, 16LC1807B and 16LC1807C; Schweizerischer Nationalfonds zur Förderung der Wissenschaftlichen Forschung, Grant/Award Number: 31BD30_184114

Handling Editor: Shonil A Bhagwat

Abstract

1. Invasive alien species are one of the major threats to global biodiversity, ecosystem integrity, nature's contributions to people and human health. While scenarios about potential future developments have been available for other global change drivers for quite some time, we largely lack an understanding of how biological invasions might unfold in the future across spatial scales.
2. Based on previous work on global invasion scenarios, we developed a workflow to downscale global scenarios to a regional and policy-relevant context. We applied this workflow at the European scale to create four European scenarios of biological invasions until 2050 that consider different environmental, socio-economic and socio-cultural trajectories, namely the European Alien Species Narratives (Eur-ASNs).
3. We compared the Eur-ASNs with their previously published global counterparts (Global-ASNs), assessing changes in 26 scenario variables. This assessment showed a high consistency between global and European scenarios in the logic and assumptions of the scenario variables. However, several discrepancies in scenario variable trends were detected that could be attributed to scale differences. This suggests that the workflow is able to capture scale-dependent differences across scenarios.

Cristian Pérez-Granados, Bernd Lenzner, Marina Golivets and Wolf-Christian Saul contributed equally to the manuscript.

For Affiliation refer page on 12

This is an open access article under the terms of the [Creative Commons Attribution](https://creativecommons.org/licenses/by/4.0/) License, which permits use, distribution and reproduction in any medium, provided the original work is properly cited.

© 2023 The Authors. *People and Nature* published by John Wiley & Sons Ltd on behalf of British Ecological Society.

4. We also compared the Global- and Eur-ASNs with the widely used Global and European Shared Socioeconomic Pathways (SSPs), a set of scenarios developed in the context of climate change to capture different future socio-economic trends. Our comparison showed considerable divergences in the scenario space occupied by the different scenarios, with overall larger differences between the ASNs and SSPs than across scales (global vs. European) within the scenario initiatives.
5. Given the differences between the ASNs and SSPs, it seems that the SSPs do not adequately capture the scenario space relevant to understanding the complex future of biological invasions. This underlines the importance of developing independent but complementary scenarios focussed on biological invasions. The downscaling workflow we implemented and presented here provides a tool to develop such scenarios across different regions and contexts. This is a major step towards an improved understanding of all major drivers of global change, including biological invasions.

KEYWORDS

Alien Species Narratives, biological invasions, Europe, future scenarios, scenario downscaling, shared socio-economic pathways, storylines

1 | INTRODUCTION

Invasive alien species (IAS) are species that have been introduced, established and spread beyond their natural range and have environmental or socio-economic impacts in the invaded area (Bacher et al., 2018; Blackburn et al., 2014; CBD, 2008; IPBES, 2023). IAS are recognised as one of the major threats to global biodiversity, regional economies, and human health and well-being (CBD, 2008; IPBES, 2019, 2023; Novoa et al., 2021; Pyšek et al., 2020; Vilà et al., 2010). The numbers of IAS worldwide have steadily increased from 1950 onwards and will likely continue rising in the future (Seebens et al., 2017, 2021). The projected increase in IAS numbers is mainly driven by increased global trade, socio-economic activities and climate change, among other environmental and societal drivers (Essl et al., 2020; Latombe et al., 2023). As IAS numbers increase, the impacts associated with IAS are also expected to escalate (Pyšek et al., 2020). Despite their prominent contribution to global biodiversity change (IPBES, 2019) and impact on economy (Diagne et al., 2021), IAS are currently largely ignored in quantitative biodiversity projections (Lenzner et al., 2019), which highlights the need to comprehensively explore alternative future trajectories of biological invasions (Essl et al., 2019; Roura-Pascual et al., 2021).

To better understand how future biological invasions may unfold, several studies have explored the relationships between invasions and individual drivers of global change, such as global trade (including wildlife trade; Cardador et al., 2019; Sardain et al., 2019; Seebens et al., 2015), climate change (Gallardo et al., 2017; Hellmann et al., 2008; Hulme, 2017), land-use change (Decker et al., 2012; Walker et al., 2017) and human demography (Dawson et al., 2017; Pyšek et al., 2010). Only a few studies have assessed the relationship between invasions and multiple drivers simultaneously at the global

scale (e.g. Latombe et al., 2023; Lopez et al., 2022). Importantly, drivers are not independent from each other, and due to the complex nature of biological invasions, future predictions require integrated assessments of a large set of drivers and their interactions in various socio-economic settings (Lenzner et al., 2019).

Scenario analysis is a well-established method to evaluate complex relationships among many drivers of change (e.g. Duinker & Greig, 2007). For example, the climate community has developed the Shared Socioeconomic Pathways (O'Neill et al., 2017), a set of scenarios based on socio-economic variables that complement the initial climate change scenarios describing different levels of greenhouse gas emissions (i.e. the Representative Concentration Pathways; RCPs) and investigate the effect of different socio-economic trends on climate change (O'Neill et al., 2014, 2017). Similarly, Roura-Pascual et al. (2021) recently used scenario analysis to investigate the complex interactions between different global drivers of biological invasions, subsequently developing a set of global qualitative scenarios for biological invasions until 2050 (hereafter Global Alien Species Narratives; Global-ASNs). These scenarios describe potential alternative future social, political, socio-economic and environmental developments, with a special focus on biological invasions. Applying global scenarios to individual geographical regions is, however, challenging, as their underlying assumptions do not account for regional contexts (Bezerra et al., 2022; Chen et al., 2020; Latombe et al., 2023). Therefore, downscaling global scenarios is essential to ensure that scenarios for specific regions incorporate both regionally important drivers and regional policy perspectives, while remaining consistent with the global scale and between regional scenarios (Chen et al., 2020; Verburg et al., 2006). For example, Kok et al. (2019) recently adapted the global Shared Socioeconomic Pathways (hereafter Global-SSPs; O'Neill et al., 2017) to the

European context, which resulted in a set of four European Shared Socioeconomic Pathways (hereafter Eur-SSPs).

Given that the trajectories of biological invasions vary across spatial scales, it is important to develop and apply a protocol for downscaling global scenarios of biological invasions to finer resolutions. Europe is one of the regions where many biological invasions occur and counts with a high density of data and research on alien species (Seebens & Kaplan, 2022). Moreover, Europe has strong regulations related to IAS management (e.g. EU IAS Regulation 1143/2014, EU Commission Decision 2017/848). However, management has mostly been implemented at country scale so far, and only recently have measures been taken to integrate and coordinate transnational activities (e.g. all EU Member states are bound to implement action plans against IAS according to EU IAS Regulation 1143/2014). Thus, developing scenarios of biological invasions for Europe will help to identify management and knowledge needs, and some of the lessons learned might be useful for future similar exercises in other regions.

Here, we use a participatory approach to derive European scenarios (European Alien Species Narratives; Eur-ASNs) from the recently developed Global-ASNs (Roura-Pascual et al., 2021). We describe the downscaling process, reflect on the challenges we experienced and provide guidance for future initiatives to apply the ASNs to other regional contexts. Subsequently, we present the resulting four Eur-ASNs for Europe until 2050 and highlight the novel information they contain compared with Global-ASNs. Lastly, we quantitatively compare the Eur-ASNs with the Global-ASNs, Eur-SSPs and Global-SSPs to determine how the different scenarios align across scales (European vs. global) and scopes (ASN vs. SSP). The SSPs are frequently used to project biodiversity change (e.g. Di Marco et al., 2019; Leclère et al., 2020) even though their capacity to assess such change has been reported to be limited (Pereira et al., 2020; Rosa et al., 2017; Roura-Pascual et al., 2021). Therefore, our assessment will explore the possible differences between scenario initiatives, which is needed to understand their suitability for projecting future biological invasions.

2 | MATERIALS AND METHODS

2.1 | Developing European Alien Species Narratives (Eur-ASNs)

Future scenarios of biological invasions in Europe (i.e. Eur-ASNs) were developed during a workshop held online in two parts on 1–2 April 2020 and 30 September–2 October 2020 (see Roura-Pascual et al., 2023). Thirty-five participants from 12 European countries and three stakeholder groups (public administration, NGO/interest groups and academia) attended the workshop. Participants mostly came from Western European countries, whereas Eastern and Northern Europe were under-represented. Participants included invasion ecologists (23 participants), managers and policymakers (8) as well as experts in global change and environmental history (3), and a specialist in scenario analyses (Table S1). The Global-ASNs presented

by Roura-Pascual et al. (2021) were used as the basis for downscaling the Eur-ASNs. Global-ASNs consist of 16 individual scenarios, which are grouped into four clusters based on their similarities and levels of invasion (see Box 1). Workshop participants were assigned to one of four scenario breakout groups using stratified sampling, aiming to have representatives from all stakeholder groups and countries of residence in each group. Each of the groups was facilitated by a member of the facilitation team with an established background in scenario development (the members of the facilitation team are indicated in Table S1). Each breakout group focussed on one of the four Global-ASN clusters, from which it selected one scenario by group consensus to downscale to the European level (Figure 1). The downscaling procedure is described in the Supplementary Material (Text S1). The selected scenarios were 'Ruderal world' from cluster A, 'Globalized corporation society' from cluster B, 'Fairy tale' from cluster C and 'Hipster/Techno society' from cluster D (for more information on main differences among the four selected scenarios, see Box 1; for specific details about scenario clusters, see Roura-Pascual et al., 2021). The breakout groups systematically reviewed which elements of the scenarios, divided into five categories of socio-ecological drivers, needed modifications to create a coherent scenario storyline for Europe from the present (using 2020 as a baseline) until 2050. The participants focussed on the same categories of socio-ecological drivers as the ones evaluated in Roura-Pascual et al. (2021) for the Global-ASNs: (i) political and institutional developments, (ii) socio-economic and demographic developments, (iii) culture, norms and values, (iv) technological development and science and (v) use of natural resources and ecological development. Additionally, a specific section in the Eur-ASNs was devoted to the dynamics and impacts of IAS at the European level. The four resulting Eur-ASNs cover a wide range of alternative future trends of social, political, socio-economic and environmental developments in Europe until 2050, with a particular focus on biological invasions. To make the scenarios more tangible, we created illustrations for each of the four Eur-ASNs. The creative process was built around an iterative feedback loop between the artist and the facilitation team (see Table S1). During this process, we ensured that each illustration captured the broad storyline and that the level of invasion was accounted for by including known European IAS across different taxonomic groups proportional to the anticipated level of invasion described in the respective scenario (Figure 2).

2.2 | Comparing Eur-ASNs with other scenarios

To compare the newly developed Eur-ASNs with the already available Global-ASNs, Eur-SSPs and Global-SSPs, we reviewed the scientific literature to identify variables often used to quantify socio-economic scenarios (see consulted references in Table S2). This process was carried out in March 2021. From the literature, we extracted 290 variables which were then assigned to 26 broad categories by (1) removing duplicates and resolving synonyms (e.g. land use and land-use change were grouped under 'land

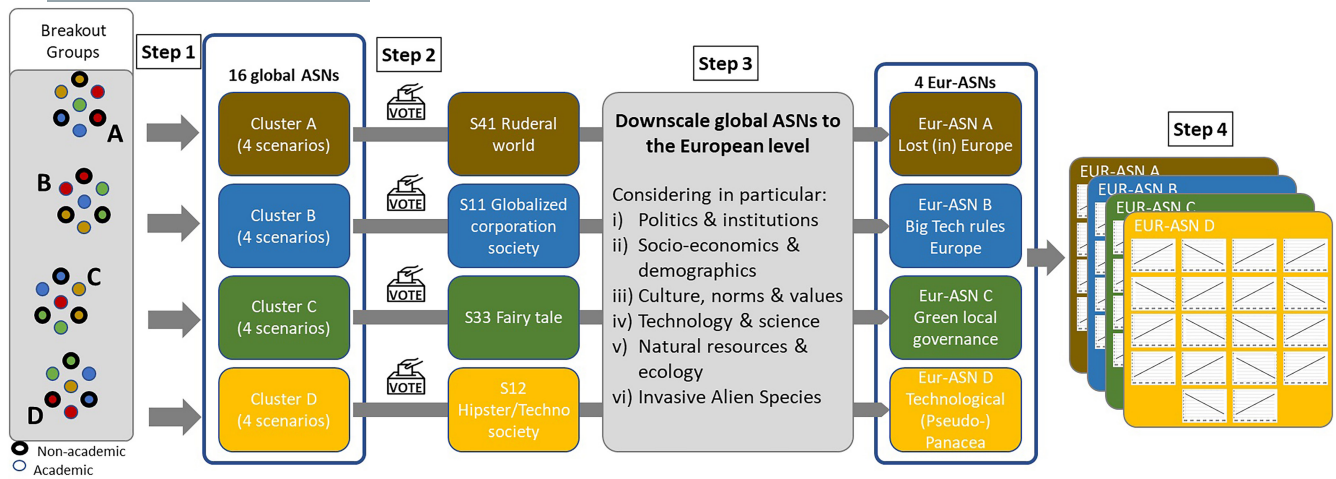


FIGURE 1 Conceptual description of the downscaling workflow to derive the Eur-ASNs from the Global-ASNs. Step 1: Workshop participants are assigned to four scenario breakout groups, each focussing on a different cluster of the global Alien Species Narratives (Global-ASNs, Roura-Pascual et al., 2021). Step 2: Each breakout group selects one Global-ASN from its assigned cluster. Step 3: Downscaling the four selected Global-ASNs to the European context, resulting in four European Alien Species Narratives (Eur-ASNs). Step 4: Scoring the magnitude of change by 2050 for 26 variables widely used to quantify socio-economic scenarios for each Eur-ASN after the workshop.

use') and (2) grouping together related variables (e.g. traditional biomass use, energy demand and energy supply were classified as 'consumption and diet'). To facilitate variable interpretation and scoring, we assigned the 26 categories to one of the following six classes: (i) Demography, (ii) Economy & Lifestyle, (iii) Environment & Natural Resources, (iv) Human Development, (v) Technology and (vi) Policy & Institutions, providing a rationale for each variable (see Table S2).

Next, a reduced group of participants (among them some members of the facilitation team, see scoring team in Text S1) used the 26 categories to characterise the 17 scenarios from the four different scenario initiatives (Eur-ASN: four scenarios, Global-ASN: four scenarios selected for downscaling, Eur-SSP: four scenarios, Global-SSP: five scenarios). Note that the Global-SSP2 was not downscaled for Europe (Kok et al., 2019), hence there are only four Eur-SSPs. For each scenario, they scored the anticipated change of each of the 26 categories on a 5-point Likert scale: strong increase, increase, no change, decrease or strong decrease. The scoring reflected the assessment of a given variable change from 2020 to 2050 based on scenario storylines and, where available, scenario quantifications (see the complete list of consulted references in Table S2). The time horizon of 2050 was chosen to have a consistent end year for all scenarios covered by the different storylines. Scores reflected the absolute levels of change, except for three categories (climate change, population growth and technological progress) which were scored based on projected changes in their rate. For each scenario, three experts from the scoring team (see Text S1) independently assessed and then agreed, by majority, on preliminary consensus scores. For transparency and transferability, those researchers provided a rationale for each assigned consensus score. After that, the other four researchers from the scoring team reviewed and, if needed, revised preliminary consensus scores and rationales for each scenario. In

the case of the Eur-ASNs, the workshop participants reviewed the consensus scores and rationales for the Eur-ASN they co-developed. Final scenario category scores and corresponding rationales are provided in Table S2.

To quantitatively compare the scenarios, we analysed the 17 scenarios and 26 variables using a nonlinear principal component analysis (PCA) of the scenario variable scores from the expert assessment. We used the *ordPCA* function from the 'ordPens' R package (version 1.0.0; Gertheiss & Hoshiyar, 2021) with a shrinkage parameter $\lambda=0.001$ to maximise the variance explained by the first two principal components (PC). The analysis was performed to understand how scenarios arranged along ordination axes and in relation to each other and which variables contributed most to this organisation. Subsequently, we performed hierarchical clustering using a Euclidean distance measure within the two-dimensional space defined by the first two principal components (PCs) and the complete linkage algorithm as implemented in the *eclust* function from the 'factoextra' R package (version 1.0.7; Kassambara & Mundt, 2020). An optimal number of clusters was calculated using Elbow statistics implemented in the *fviz_nbclust* function in the 'factoextra' R package (version 1.0.7; Kassambara & Mundt, 2020). All analyses were performed in the R programming environment (version 4.1.1; R Core Team, 2022).

3 | RESULTS

3.1 | European Alien Species Narratives (Eur-ASNs)

The four Eur-ASNs comprise comprehensive storylines developed during the workshop, describing potential future trajectories of socio-economic development and biological invasions in Europe until


Lost (in) Europe**Green Local Governance****Big Tech Rules Europe****Technological (Pseudo-)Panacea**

FIGURE 2 Artistic interpretations of the four European Alien Species Narratives depicting potential futures of Europe in 2050. Illustrations by K. Tsenova.

2050. Below, we present brief summaries of the storylines and art illustrations (Figure 2) for each EUR-ASN, while the full narratives can be found in Box S1.

3.1.1 | Eur-ASN A: Lost (in) Europe (derived from Global-ASN A: 'Ruderal World')

By 2050, Europe has become increasingly isolationist, characterised by limited collaboration, international distrust and increasing heterogeneity in wealth among and within countries. The European Union (EU) does not exist anymore and some former countries have even split up and formed smaller alliances. Political decisions are mainly driven by the egotism of those in power, but national governments are less powerful than today, whereas large corporations thrive, concentrate enormous economic power and strongly influence politics. Media are mainstreamed and biased, and there is only an apparent democracy with limited power of the general public. Essential services such as health care and

education are no longer universal, and access to them is mostly based on wealth and power. Scientific literacy is low overall and varies greatly among people. Scientific solutions and their societal uptake are driven by short-term thinking and economic interests, while problems that require long-term solutions are insufficiently addressed. Agriculture is based more on plant than animal production, with a long-term drop in productivity due to climate change impacts and shortages of imported fertiliser and energy. Biodiversity substantially degrades over time due to intensified agricultural land use to secure food production and due to climate change. EU biosecurity regulations dissolve with the disintegration of the EU and are replaced by minimal national regulations. The use of commercially important IAS for primary industries (e.g. forestry, aquaculture and mariculture) increases. While IAS introductions are lower than for a scenario with more international trade and tourism, the introductions are largely uncontrolled and investment in IAS management is low overall except for those IAS that directly threaten human livelihoods through impact on food production or human health.

BOX 1 Global Alien Species Narratives (Global-ASNs) based on Roura-Pascual et al. (2021)

A total of 16 Global-ASNs are grouped into four clusters as introduced by Roura-Pascual et al. (2021). Clusters A and B correspond to futures leading to high levels of biological invasion. In contrast, clusters C and D are characterised by low or medium invasion levels by 2050 (see Roura-Pascual et al., 2021 for full descriptions and methodology).

- Scenarios in cluster A (including 'Ruderal world') are characterised by the irresponsible and inefficient use of natural resources with high reliance on fossil fuels; international trade decelerates but without a reduction in the rate of climate change or introductions of IAS.
- Cluster B comprises scenarios (including 'Globalized corporation society') in which the political agendas are driven by global economic interests, with high productivity and international trade responsible for high consumption of natural resources; an urban lifestyle dominates, environmental concerns receive little attention, and the levels of biological invasions are high.
- Cluster C is dominated by scenarios (including 'Fairy tale') with high levels of social and environmental awareness and regulation, which is implemented regionally but incorporates global environmental needs; global trade and human footprint are reduced, and invasion levels are low. There is a tendency towards developing environmental regulations at the regional scale, which hampers their effectiveness in the absence of effective higher-level coordination. Nevertheless, regional levels of invasions are low compared with the 2020 level.
- Finally, Cluster D includes scenarios (including 'Hipster/Techno society') characterised by a good balance between regional and global governance systems, as well as high availability and utilisation of novel technologies that provide solutions to mitigate the impact of some environmental pressures; invasion levels are intermediate because even though global trade is elevated, effective biosecurity programmes are widely implemented.

3.1.2 | Eur-ASN B: Big Tech Rules Europe (derived from Global-ASN B: 'Globalized corporation society')

The recession of the 2020s and the stimulus response to bail out companies lead to a distrust in governments due to their failure to stop the crisis and to a desire of people to look after their own. This leads to companies having increased power over European policy and a lack of mechanisms to control them (and their ability to hide in tax havens and behind financial instruments) because they are multinational and difficult to halt, sanction or regulate. People have economic power but are economically stressed and increasingly

disconnected from the environment. Most Europeans focus on urban life and improving their situation in the city. The response to the crisis of the 2020s accelerates land abandonment and rural depopulation. Rural depopulation enables the widespread expansion of intensive and commercial farming for markets, often done by large companies. Citizens show little interest in nature, ecosystem services or biodiversity and have little knowledge about ecology and IAS. Substantial trade without biosecurity leads to an exponential increase in IAS. There is a large increase in IAS propagule pressure (due to intentional introductions and novel pathways of unintentional introductions) and a decrease in coordinated management. This leads to a further homogenisation of IAS in urban areas and the appearance of substantial numbers of IAS in rural areas. Rural depopulation leads to a lack of knowledge and control of IAS in rural areas; in combination with increasing climate change, this leads to disturbed ecosystems, in which IAS are difficult to control. European regulations to prevent the introduction of IAS exist, but the public sector has little power; thus, most management actions to control IAS are implemented by companies. Control of IAS is focussed on economically damaging IAS, but is often slow, scarcely coordinated and ineffective due to fragmented responses and lack of deeper knowledge due to limited collaboration and knowledge exchange. Trade and river transport increase the spread of IAS in freshwater and marine ecosystems.

3.1.3 | Eur-ASN C: Green Local Governance (derived from Global-ASN C: 'Fairy Tale')

By 2050, the EU as we know it (i.e. the common market promoting the exchange of goods, capital, services and labour) does not exist anymore, and Europe sees the development of regionalism. It is not an increase in national populism and xenophobia, but a valorisation of local cultures and participatory democracy. Regional governments acquire greater influence because of the strong bottom-up participatory society, although there is still good cooperation among countries on certain political decisions or concerns (such as human health). Despite certain cooperation at a continental scale, there is a more superficial understanding of global (environmental) issues than currently. European society follows the degrowth paradigm, with less technological developments, and with the production of essential goods and services and consumption of local products. Eco-efficient, locally-based production techniques are valued. People move from urban to rural areas. All these actions result in a reduction of greenhouse gas emissions and therefore a reduction of the impact of climate change. Remote working and remote learning is necessary and made easily accessible due to more distributed populations. Habitat fragmentation and increased land sharing are major pressures on the environment and the countryside, but mitigation measures, such as the creation of green corridors, are implemented. Nonetheless, some conservation efforts are less efficient due to the lack of a common environmental strategy. Because of isolation and reduced trade, the rate of introduction of new alien species coming

from outside Europe decreases. However, the further spread of already established IAS is difficult to manage because of less efficient biosecurity measures, not coordinated at a continental scale.

3.1.4 | Eur-ASN D: Technological (Pseudo-)Panacea (derived from Global-ASN D: 'Hipster/Techno Society')

European nations in this scenario cooperate strongly, with fast technological advancement, large trade volumes and high biosecurity being the prime societal and policy objectives. Throughout Europe (beyond EU borders), agencies responsible for environmental policy are significantly strengthened and biosecurity legislation is strictly enforced. Despite strong cooperation, the reintroduction of intra-European border controls for biosecurity reasons leads to the end of free movement within the EU. European societies are highly urbanophile and concentrate in 'Smart cities'. The urban lifestyle is supported by intensive, industrialised agriculture in rural areas and results in a decoupling from nature. Citizens strongly believe that technological progress can solve all current and future problems. Education is equally accessible to all parts of society, and the general public acknowledges environmental issues (e.g. the impact of IAS). There is substantial cooperation regarding conservation and biosecurity measures, but policies are reactive rather than proactive. The strict regulations entail a degree of rigidity in societal life that fosters the development of rather complacent, passive societies. To a limited extent, implementation of the regulations varies among countries due to differences in types of governance, cultural legacies and values. Europe, and its individual nations, are engaged in an all-engulfing race to stay ahead of potential problems and of competitors by developing new technological solutions. Technological research and entrepreneurship is strongly promoted. Technologies for reducing the ecological footprint of various activities are available and implemented across Europe. Societies have a high but not increasing ecological footprint. Catastrophic events, such as fires and floods, are under control using the latest technology, and further biodiversity loss is halted. Despite intensive global trade, the rate of IAS establishment and spread is low because of strong and diligent biosecurity measures, efficient risk assessments and other precautionary measures. As a result, different sets of IAS occur in cities and semiurban environments as well as transportation networks outside cities and areas of intensive agriculture (i.e. predominantly in highly technological and artificial novel ecosystems). IAS management is supported by technological advances in automated and remote data collection with very high coverage at large spatial and temporal scales and using standardised protocols in Europe.

3.2 | Comparison between Eur-ASNs and Global-ASNs

The PCA revealed, as expected, that the newly developed Eur-ASNs largely follow the logic of their global counterparts, with

the respective pairs of Eur- and Global-ASNs clustering together in the PCA space (Figure 3). For certain variables, however, Eur-ASNs diverge from Global-ASNs (Figure 4). Between Eur-ASN A and Global-ASN A as well as between Eur-ASN B and Global-ASN B just one variable varied ('migration to/from Europe' and 'population growth rate', respectively, both varying from Increase to Decrease; Figure 4). For Eur-ASN C and Global-ASN C, the variables 'policy' and 'inequality' switched from Strong increase and Strong decrease, respectively, at the global scale to No change at the European level. Lastly, Eur-ASN D and Global-ASN D showed the largest number of divergences, with four variables ('consumption and diet', 'mobility', 'climate change rate' and 'social cohesion') changing from Increase at the global scale to Decrease for Europe (Figure 4).

3.3 | Comparison across scenario initiatives and scales

Together, the first two PCs captured 81.5% of the variation (Figure 3). PC1 mainly captured information on policy and governance, inequality and pollution. PC2 was primarily related to migration, consumption and agriculture. The Elbow method estimated five clusters as optimal (i.e. the addition of more clusters or the reduction to less does not significantly increase the explained variation in the data) for classifying both the scenarios and the variables (Figures 3 and 4).

3.3.1 | Scenario clusters

Scenario cluster A includes Global-SSP 2 and Global-SSP 4, that is the two Global-SSPs that assume the continuation of historical trends or development towards a more unequal and divided society (Figures 3 and 4). These trends include continuing and even intensifying increases in climate change and pollution, population growth, land use and urbanisation as well as rising inequality, along with a decreasing interest in environmental policy and governance processes and international cooperation. Scenario cluster B includes Eur-SSP 3, Global-SSP 3, Eur-ASN A and Global-ASN A (Figures 3 and 4). All scenarios in this cluster assume an increasingly isolationist world that strongly hampers international cooperation in policy, trade and transport. Consequently, social inequalities increase and environmental issues are only tackled nationally, if at all, leading to higher pollution, climate change and biodiversity loss. Scenario cluster C is centred around the premises of sustainable development, changes in consumption as well as reactive technological societies and comprises Eur-ASN D, Global-ASN D, Eur-SSP 1, Global-SSP 1, Eur-SSP 3, Eur-ASN C and Global-ASN C (Figures 3 and 4). These scenarios assume strong confidence in governments and public actors, resulting in improved policy, governance and hence societal cohesion, although at different spatial scales. At the same time, there is a strong valuation of nature and the environment, leading to increased biodiversity and reduced climate change, pollution and land conversion. Notably, while the

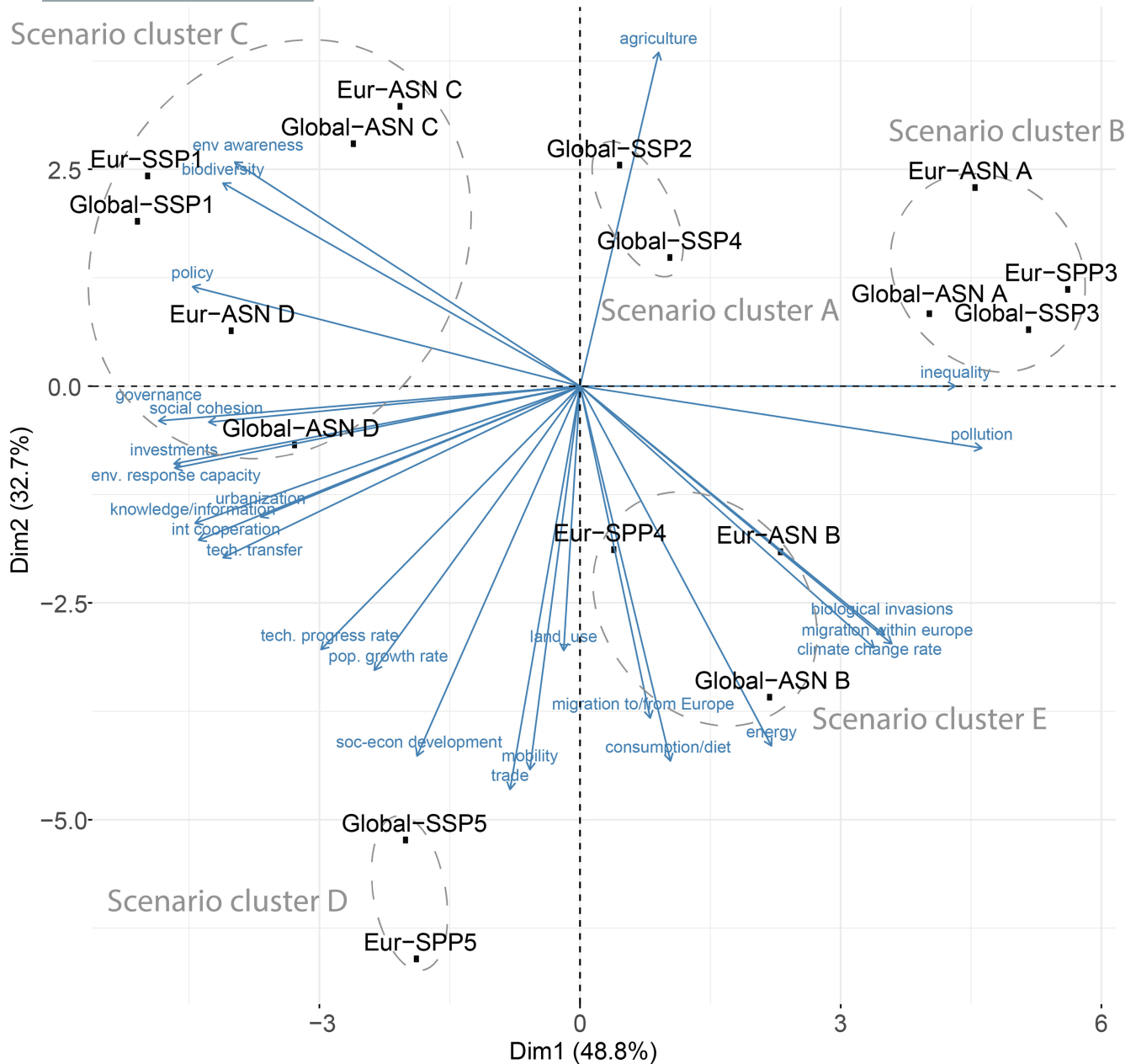


FIGURE 3 Biplot of the nonlinear principal component analysis, including the results from the hierarchical clustering. An optimal number of scenario clusters (indicated by dashed circles and by 'scenario cluster' followed by a letter) was estimated using the Elbow method. Shown is the ordination of the European and Global-ASNs and SSPs according to the first two principal components, explaining 81.5% of the variation. Arrows show factor scores for the scenario variables used in the analyses. Scenario abbreviations for the Alien Species Narratives (ASN) correspond to the following scenario names: Eur-ASN A = Lost (in) Europe; Eur-ASN B = Big Tech Rules Europe; Eur-ASN C = Green Local Governance; Eur-ASN D = Technological (Pseudo-)Panacea; Global-ASN A = Ruderal World; Global-ASN B = Globalized Corporation Society; Global-ASN C = Fairy Tale; Global-ASN D = Hipster/Techno Society.

Global-ASN and Eur-ASN C & D are in the same cluster, they differ in terms of urbanisation, trade, consumption and technological development (Figures 3 and 4). Scenario cluster D includes Eur-SSP 5 and Global-SSP 5 (Figures 3 and 4), which focus strongly on fossil fuel-driven development in a highly connected world that is mainly oriented towards markets and large businesses. While most variables are projected to follow a positive trend, inequality, biodiversity and environmental awareness are expected to

strongly decrease (Figure 5). Finally, scenario cluster E focusses on market-oriented technology and includes scenarios Eur-ASN B, Global-ASN B and Eur-SPP 4 (Figures 3 and 4). All these scenarios represent an internationally well-connected world driven by international corporations and business elites, with strong economies and weak governments. This development is very resource-intensive, resulting in high rates of climate change, consumption and pollution leading to strong negative effects on biodiversity.

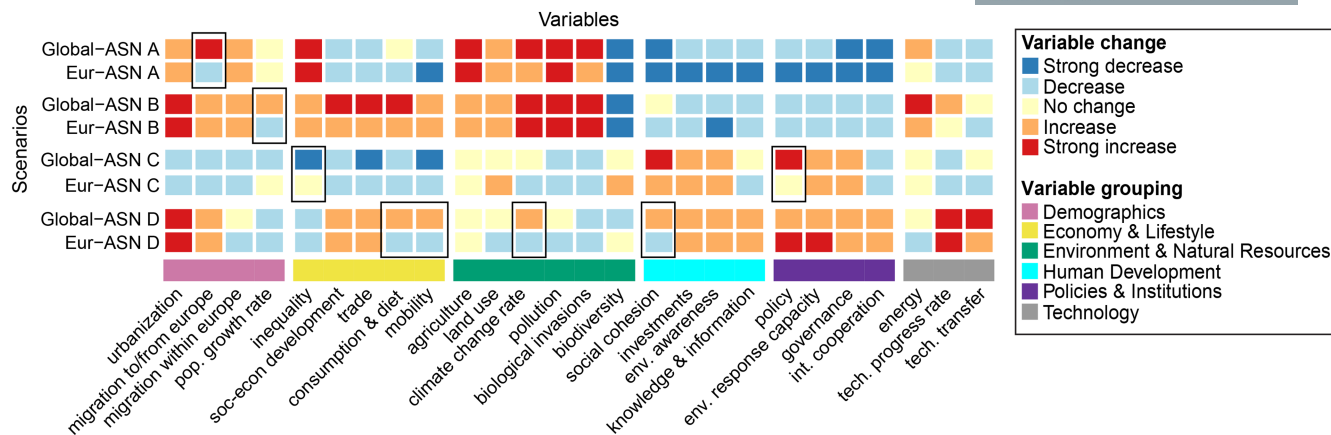


FIGURE 4 Comparison of projected future trends of 26 scenario variables between each newly developed European Alien Species Narrative (Eur-ASN) and its corresponding Global Alien Species Narrative (Global-ASN) based on expert scoring (from strong decrease to strong increase). Black frames highlight changes of a magnitude of at least two Likert scale categories between scenarios, potentially resulting in reversed trends of scenario variables. The final consensus scores and rationales are provided in Table S2. Scenario abbreviations correspond to the following scenario names: Eur-ASN A = Lost (in) Europe; Eur-ASN B = Big Tech Rules Europe; Eur-ASN C = Green Local Governance; Eur-ASN D = Technological (Pseudo-)Panacea; Global-ASN A = Ruderal World; Global-ASN B = Globalized Corporation Society; Global-ASN C = Fairy Tale; Global-ASN D = Hipster/Techno Society.

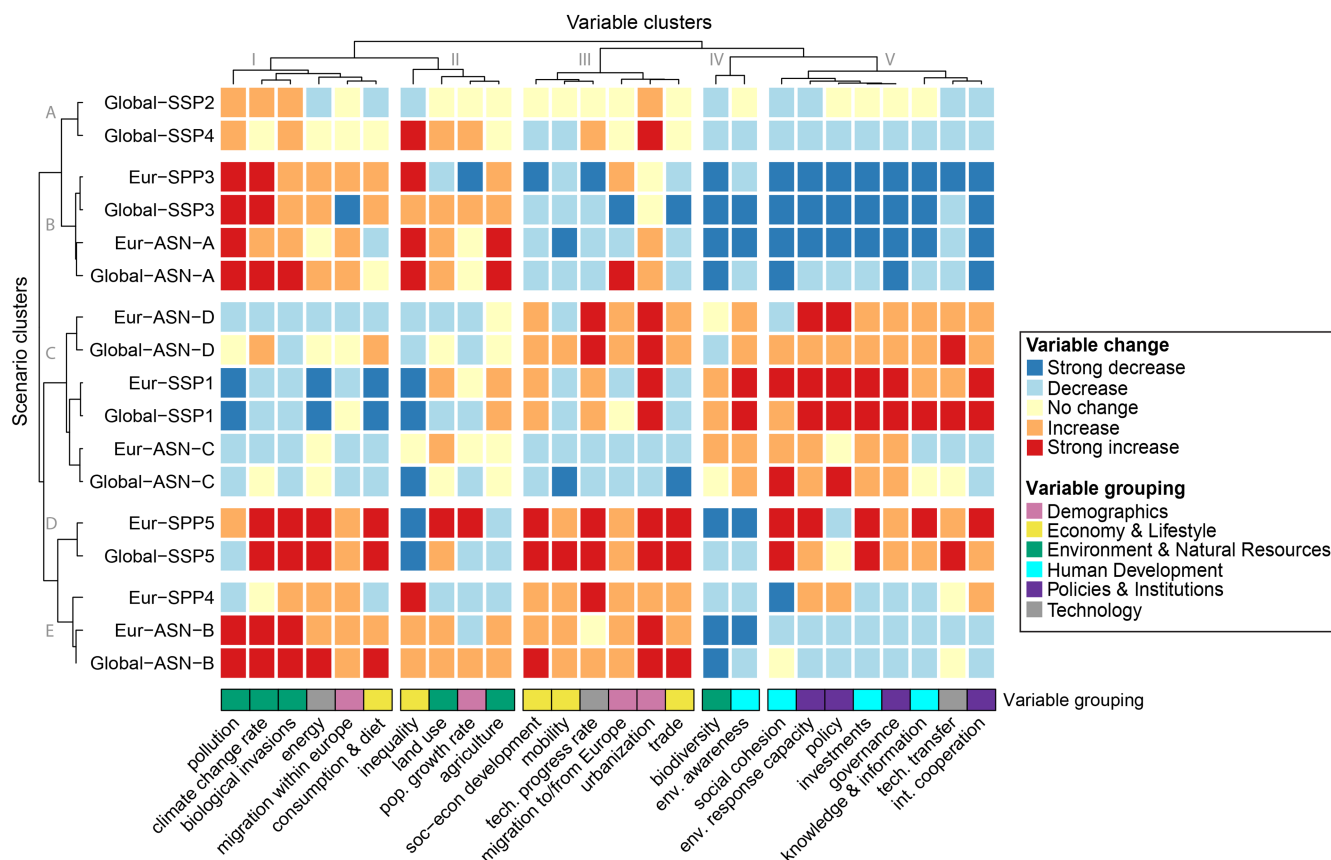


FIGURE 5 Comparison among the scenario initiatives (Global-SSP, Eur-SSP, Global-ASN and Eur-ASN) based on the variable scoring by the expert group. The variable scores reflect the assessment of a given variable change from 2020 to 2050 based on scenario storylines and quantifications available in the published literature. The clustering of scenarios and variables is based on the results of a nonlinear principal component analysis using the Elbow method to determine the optimal number of clusters, which are represented with capital letters in Y-axis. Scenario abbreviations for the Alien Species Narratives (ASN) correspond to the following scenario names: Eur-ASN A = Lost (in) Europe; Eur-ASN B = Big Tech Rules Europe; Eur-ASN C = Green Local Governance; Eur-ASN D = Technological (Pseudo-)Panacea; Global-ASN A = Ruderal World; Global-ASN B = Globalized Corporation Society; Global-ASN C = Fairy Tale; Global-ASN D = Hipster/Techno Society. Scenario abbreviations for the European and Global-SSPs correspond to the original ones published in O'Neill et al. (2017) and Kok et al. (2019).

3.3.2 | Variable groups

The clustering algorithm compared the different scenarios and grouped variables into five groups according to which have contributed most to this organisation (Figure 5, upper margin). The cluster method grouped variables by pollution, climate change rate, biological invasions, energy use, migration within Europe and consumption & diet (Group I); social inequality, land-use change, population growth rate and agriculture (Group II); socio-economic development, mobility, technological progress rate, migration to/from Europe, urbanisation and trade (Group III); biodiversity and environmental awareness (Group IV); and societal cohesion, environmental response capacity, policy, investments, governance, knowledge & information, technology transfer and international cooperation (Group V).

Scenario clusters A and B are characterised by similar changes in variable values (Figure 5). They show mainly an increase in variables of Groups I and II and a decrease in variables of Groups IV and V. Differences mainly lie in variable Group III, where scenario cluster A shows no change for most of the considered variables while scenario cluster B decreases. In contrast, scenario clusters D and E both show an increase in variables from Groups I and III and a decrease in variable Group IV. They mainly diverge in Groups II and V. Finally, scenario cluster C shows decreasing trends for variable Groups I and II and an increasing trend for variable Group IV, in contrast to other scenario clusters. Interestingly, this is the only cluster where biological invasions show a decreasing trend. Scenario clusters C and D show increasing trends for variables from Group V, while the other scenario clusters show a mainly decreasing trend in these variables.

4 | DISCUSSION

In this study, we introduce the first European scenarios for future biological invasions, which were obtained by downscaling the Global-ASNs (Roura-Pascual et al., 2021). Overall, the European scenarios aligned well with their global counterparts but partially diverged from the scenario space covered by the SSPs. This suggests that the ASNs are better at capturing biodiversity changes in general and changes in biological invasions in particular. This finding is consistent with other calls for independent biodiversity scenarios to replace the frequently used SSPs, originally designed by the climate community, since their capacity to assess biodiversity change has been reported to be limited (Pereira et al., 2020; Rosa et al., 2017; Roura-Pascual et al., 2021). Our assessment suggests that using the Global- and Eur-ASNs may be an adequate approach to better project future biological invasions.

4.1 | Comparing global and European scenarios of biological invasions

The Eur-ASNs cover a wide range of socio-economic, environmental and sociocultural variables and anticipate substantially different

levels of invasion across Europe, ranging from low decrease (Eur-ASN C) to no change (Eur-ASN D) and substantial increase (Eur-ASN A and Eur-ASN B). We found overall good alignment between the biological invasion scenarios across spatial scales. This was expected, given that the Eur-ASNs were inferred directly from their global counterparts (Figure 1). Nonetheless, for a few variables, the trends in the Eur-ASNs substantially deviate from those at the global scale. Specifically, unlike their global counterparts, certain Eur-ASNs assume a decrease in migration to/from Europe, population growth rate, consumption and diet, mobility, climate change rate, social cohesion and policy. Identifying contextual differences across spatial scales is a core aim of any downscaling approach. Such deviations show the relevance of considering context-dependence for biological invasions, as global drivers might interact differently at smaller scales (González-Moreno et al., 2014). These findings agree with the results obtained by Kok et al. (2019), who found the Eur-SSPs to be well aligned with the Global-SSPs, besides some deviations between scenarios.

For the Eur- and Global-ASN A ('Lost (in) Europe', derived from 'Ruderal World'), we have one such notable deviation for migration to/from Europe. These scenarios relate to an increasingly isolationist world, with high potential for rising inequalities and risks of conflicts likely resulting in increased migration worldwide. At the European scale, however, increasingly isolationist tendencies and hostility towards non-European migrants, together with the reintroduction of intra-European borders and the abolishment of the Schengen agreement proposed for Eur-ASN A, will likely reduce migration within and to Europe.

In Eur- and Global-ASN B ('Big Tech Rules Europe', derived from 'Globalized corporation society'), trends for population growth rate are reversed. At the global scale, globalisation and socio-economic development are assumed to continue, likely resulting in future population growth rates similar to the currently observed (Lutz et al., 2018). Meanwhile, for Europe, the population growth rate will likely decline due to continued ageing of the population and decreasing birth rates, particularly in rural areas (Lutz et al., 2018; MacDonald et al., 2000).

Eur- and Global-ASN C ('Green Local Governance', derived from 'Fairy Tale') show opposite trends for inequality and policy. At the global level, societies are highly democratic, self-sufficient and egalitarian, with reduced conflict potential. Consequently, inequality will decline. Within Europe, however, inequalities will slightly increase, given that different starting conditions like technology and infrastructure will not be readily distributed among countries due to political regionalisation. At the same time, the scenario assumes a movement from urban to rural areas that may reduce inequality at the European level. Policy, however, becomes a priority, with a primer on bioconservatism and biosecurity, resulting in effective policies at local and regional scales. At the European scale, the disintegration of the EU and the increased regionalisation will likely complicate efficient policy measures and policy efforts will be undermined by countries with the weakest policies.

Finally, Eur- and Global-ASN D ('Technological (Pseudo-) Panacea', derived from 'Hipster/Techno Society') show most deviations across scale, including consumption and diet, mobility, climate change rate and social cohesion. Globally, a high but stabilised ecological footprint of future societies owing to a moderate increase in consumption and a shift towards less impactful diets. Given the globally high and increasing standard of living and associated high ecological footprints, climate change rate will keep increasing. The high standard of living with strong democratic societies overall translates into increasing social cohesion and, paired with environmental awareness and technological advancements, people will likely become more mobile globally. At the European scale, technological development will increase production efficiency and promotion of eco-friendly products will lead to declining trends in consumption. Technological advances and innovation will also reduce the climate change rate due to advancements in climate engineering, renewable energy production, low-carbon technology development and increased energy efficiency. Social cohesion at the European level is expected to decrease after losing important cultural aspects of human and nonhuman lives. Societies become more individualist, and a vibrant cultural sector is of low importance. Finally, mobility will likely decrease due to intra-European border controls and higher environmental awareness hampering the motivation to travel.

Overall, all four Eur-ASNs result in different levels of biological invasions and thus do not comprise potential futures where biological invasions can be effectively mitigated and reduced. This might be a consequence of the selection procedure for developing the Eur-ASNs based on the Global-ASNs, which have the same shortcomings. Future work should develop more optimistic scenarios of biological invasions to highlight pathways towards desirable futures.

4.2 | Comparing the ASNs with the SSPs

We found that all Eur-ASNs except Eur-ASN B were well aligned with both the Global-ASNs and Eur-SSPs. Similarly, Roura-Pascual et al. (2021) found differences between ASNs and SSPs at the global scale. Interestingly, Eur-ASNs and Eur-SSPs match better than their global counterparts. This convergence among scenarios designed for different purposes suggests that using the appropriate scale is important to generate comparable scenarios. At the same time, some of the scenario space occupied by the SSPs is not covered by the recently developed Eur-ASNs and the Global-ASNs considered in this exercise. Specifically, Global-SSPs 2 & 4 and Global and Eur-SSP 5 represented two clusters (A and D, respectively, Figure 3).

The mismatch between ASNs and SSPs highlights that different scenario initiatives are necessary to explore different facets of environmental change. The SSPs and future climate change scenarios (i.e. the Representative Concentration Pathways; RCPs) are frequently used to project biodiversity change (e.g. Leclère et al., 2020; Pereira et al., 2020). However, the modelling community as well as decision-makers and practitioners need to be aware that such

models and scenarios are climate-centric and hence limited in their capacity to assess biodiversity change (Rosa et al., 2017). Hence, comparisons of the widely used SSPs with biodiversity-centric scenarios like the ASNs are crucial to identify biodiversity-specific aspects. The Nature Futures Framework, developed by IPBES (Pereira et al., 2020), facilitates scenario development with a special focus on positive scenarios of biodiversity change, integrating different value systems. Exploring synergies between the scenarios developed by the Nature Futures Framework community and the biological invasion scenarios has strong potential to understand future synergistic effects at the biodiversity-health-society interface and to develop mitigation and adaptation strategies. Further efforts would benefit from broader expertise and consider the local perspective provided by various disciplines and key stakeholders, including government and local and Indigenous communities.

4.3 | Downscaling workflow from global to regional scenarios of biological invasions

The downscaling workflow (Figure 1) involved a range of experts who reached a consensus on key regional drivers of biological invasions at the European scale. We acknowledge that the resulting storylines are the product of a participatory process that is strongly influenced by the group of participants and their expertise (Hannagan & Larimer, 2010; IPBES, 2016; Krueger et al., 2012), and, as noted in the Methods section, the experts' geographical distribution was somewhat biased. Nevertheless, the overall expertise within the group was broad, with experts frequently working beyond the regional context that their affiliation suggests (i.e. at the global and European levels). Therefore, although the developed Eur-ASNs and the 26-category scoring may be sensitive to the expertise involved, the overall credibility of the Eur-ASNs should be high (Sutherland & Burgman, 2015). The downscaling workflow (Figure 1) used in this exercise can be adopted in other contexts, for example to downscale the biological invasion scenarios to other geographical regions or specific taxonomic groups. Within the European context, the scenario variable scoring was comparatively straightforward, given the availability of the Eur-SSP narratives and associated quantifications that already cover a wide range of these variables. Consequently, the variable scoring for the Eur-ASNs was relatively consistent across the experts. If discrepancies arose, they related to new, biological invasion-specific scenario variables. Hence, we suggest that others aiming to use our workflow should dedicate enough time to properly define the rationale of the variables beforehand to avoid misinterpretation and confusion during the scoring process. Aside from reproducing the workflow described here in other contexts, we also see merit in developing and discussing plausible futures of biological invasions within other scenario frameworks like the more recently developed Nature Futures Framework (Pereira et al., 2020) that enable to incorporate different additional facets related to stakeholder perceptions and different value systems within and across regional contexts.

4.4 | Conclusions

The Eur-ASNs developed here cover a wide range of plausible futures, which can contribute to assessing the future of biological invasions in Europe and provide an important step to address one of the major drivers of biodiversity loss. The identification of plausible futures for biological invasions in Europe, together with the assessment of key drivers to reduce or increase the level of invasions, can be used as a starting point for developing quantitative scenario projections and improving management strategies of biological invasions (Roura-Pascual et al., 2023). Such management should establish action plans flexible enough to adapt to various future developments. Further extending our approach and scenarios to other geographical areas and time horizons would increase our understanding of how biological invasions may unfold across space and time by accounting for environmental, socio-economic and societal trends. We are aware that the level of information on Europe may not be available in other regions. Still, we hope that the lessons learned here will help identify essential information and knowledge gaps for other regions and contribute to performing future scenario exercises in regions under-represented in biological invasion research (Nuñez & Pauchard, 2010).

AUTHOR CONTRIBUTIONS

Cristian Pérez-Granados, Bernd Lenzner, Marina Golivets and Wolf-Christian Saul contributed to conceptualisation, methodology, formal analysis, investigation, writing—original draft, writing—review and editing and visualisation. Jonathan M. Jeschke, Franz Essl and Núria Roura-Pascual contributed to conceptualisation, methodology, investigation, writing—review and editing, visualisation and project administration. Garry D. Peterson, Lucas Rutting and Guillaume Latombe contributed to conceptualisation, investigation—workshop and online contribution and writing—review and editing. Tim Adriaens, David C. Aldridge, Sven Bacher, Rubén Bernardo-Madrid, Lluís Brotons, Belinda Gallardo, Piero Genovesi, Pablo González-Moreno, Ingolf Kühn, Petra Kutleša, Chunlong Liu, Konrad Pagitz, Teresa Pastor, Wolfgang Rabitsch, Peter Robertson, Helen E. Roy, Hanno Seebens, Wojciech Solarz, Uwe Starfinger, Rob Tanner and Montserrat Vilà contributed to investigation—workshop and online contribution and writing—review and editing. Brian Leung and Anibal Pauchard contributed to investigation—online contribution and writing—review and editing.

AFFILIATIONS

¹Departament de Ciències Ambientals, Facultat de Ciències, Universitat de Girona, Girona, Catalonia, Spain; ²Ecology Department, Universidad de Alicante, Alicante, Spain; ³Division of BioInvasions, Global Change & Macroecology, Department of Botany and Biodiversity Research, University of Vienna, Vienna, Austria; ⁴Helmholtz Centre for Environmental Research-UFZ, Halle, Germany; ⁵Institute of Biology, Freie Universität Berlin, Berlin, Germany; ⁶Leibniz Institute of Freshwater Ecology and Inland Fisheries (IGB), Berlin, Germany; ⁷Berlin-Brandenburg Institute of Advanced Biodiversity Research (BBIB), Berlin, Germany; ⁸Stockholm Resilience Centre, Stockholm University, Stockholm, Sweden; ⁹Copernicus Institute of Sustainable Development, University of Utrecht, Utrecht, The Netherlands; ¹⁰Institute of Ecology and Evolution, The University of Edinburgh, Edinburgh, UK; ¹¹Research Institute for Nature and Forest (INBO), Herman Teirlinckgebouw,

Brussels, Belgium; ¹²Department of Zoology, University of Cambridge, Cambridge, UK; ¹³BioRISC, St Catharine's College, Cambridge, UK; ¹⁴Department of Biology, University of Fribourg, Fribourg, Switzerland; ¹⁵Estación Biológica de Doñana (EBD), CSIC, Sevilla, Spain; ¹⁶Forest Sciences Centre of Catalonia (CTFC), Solsona, Catalonia, Spain; ¹⁷Centre de Recerca Ecològica i Aplicacions Forestals (CREAF), Cerdanyola del Vallès, Catalonia, Spain; ¹⁸CSIC, Cerdanyola del Vallès, Spain; ¹⁹Preparedness and Resilience Department, WOA (World Organisation for Animal Health) Headquarters, Paris, France; ²⁰Instituto Pirenaico de Ecología (IPE), CSIC, Zaragoza, Spain; ²¹Institute for Environmental Protection and Research (ISPRA) and Chair IUCN SSC Invasive Species Specialist Group (ISSG), Rome, Italy; ²²Department of Forest Engineering, University of Cordoba, Córdoba, Spain; ²³CABI, Egham, UK; ²⁴Martin Luther University Halle-Wittenberg, Institute for Biology/Geobotany & Botanical Garden, Halle, Germany; ²⁵German Centre for Integrative Biodiversity Research (iDiv) Halle-Jena-Leipzig, Leipzig, Germany; ²⁶Institute for Environment and Nature, Ministry of Economy and Sustainable Development, Zagreb, Croatia; ²⁷Department of Biology, McGill University, Montreal, Quebec, Canada; ²⁸Bieler School of Environment, McGill University, Montreal, Canada; ²⁹Institute of Hydrobiology, Chinese Academy of Sciences, Wuhan, China; ³⁰Department of Botany, University of Innsbruck, Innsbruck, Austria; ³¹EuroPARC Federation, Regensburg, Germany; ³²Laboratorio de Invasiones Biológicas (LIB), Facultad de Ciencias Forestales, Universidad de Concepción, Concepción, Chile; ³³Institute of Ecology and Biodiversity (IEB), Santiago, Chile; ³⁴Environment Agency Austria, Wien, Austria; ³⁵Modelling, Evidence and Policy Group, Newcastle University, Newcastle, UK; ³⁶UK Centre for Ecology & Hydrology, Wallingford, UK; ³⁷Senckenberg Biodiversity and Climate Research Centre, Frankfurt, Germany; ³⁸Institute of Nature Conservation, Polish Academy of Sciences, Kraków, Poland; ³⁹Julius Kühn-Institute, Institute for National and International Plant Health, Braunschweig, Germany; ⁴⁰European and Mediterranean Plant Protection Organization, Paris, France and ⁴¹Department of Plant Biology and Ecology, University of Sevilla, Sevilla, Spain

ACKNOWLEDGEMENTS

This research was funded through the 2017–2018 Belmont Forum—BiodivERSA international joint call for research proposals, under the BiodivScen ERA-Net COFUND programme, through the AlienScenarios (<https://alien-scenarios.org/>) and InvasiBES (<http://elabs.ebd.csic.es/web/invasibes>) projects, with the following funding organisations: Spanish State Research Agency (MCI/AEI/FEDER, UE, PCI2018-092939; MV; PCI2018-092986; BG; PCI2018-092966; CPG, NRP), German Federal Ministry of Education and Research (BMBF; grants 16LC1807A, 16LC1807B and 16LC1807C; H.S., W.-C.S., J.M.J., M.G. and I.K.), Austrian Science Foundation (FWF; I 4011-B32; B.L. and F.E.), Swiss National Science Foundation (SNSF; 31BD30_184114; S.B.). F.E. and B.L. also appreciate funding by the Austrian Science Foundation FWF (grant no. I 5825-B). We acknowledge Spyridon Flevaris, Marcus Hall and Jörg Priess for their helpful contribution during the workshops and scenario development. We also thank Kris Tsenova for creating the scenario illustrations. CPG acknowledges the support from Ministerio de Educación y Formación Profesional through the Beatriz Galindo Fellowship (Beatriz Galindo—Convocatoria 2020). AP was funded by ANID/BASAL FB210006. We are also grateful to Laura Pereira and one anonymous reviewer whose comments helped to improve the manuscript.

CONFLICT OF INTEREST STATEMENT

The authors declare no conflict of interest. Helen Roy is an Associate Editor for People and Nature, but was not involved in the peer review and decision-making process.

DATA AVAILABILITY STATEMENT

Data employed for statistical analyses and graphs can be found at: https://figshare.com/articles/dataset/Supplementary_Table_S2/20776207.

ORCID

Cristian Pérez-Granados  <https://orcid.org/0000-0003-3247-4182>

Bernd Lenzner  <https://orcid.org/0000-0002-2616-3479>

Marina Golivets  <https://orcid.org/0000-0003-1278-2663>

Wolf-Christian Saul  <https://orcid.org/0000-0002-3584-6159>

Jonathan M. Jeschke  <https://orcid.org/0000-0003-3328-4217>

Franz Essl  <https://orcid.org/0000-0001-8253-2112>

Garry D. Peterson  <https://orcid.org/0000-0003-0173-0112>

Lucas Rutting  <https://orcid.org/0000-0001-9236-954X>

Guillaume Latombe  <https://orcid.org/0000-0002-8589-8387>

Tim Adriaens  <https://orcid.org/0000-0001-7268-4200>

David C. Aldridge  <https://orcid.org/0000-0001-9067-8592>

Sven Bacher  <https://orcid.org/0000-0001-5147-7165>

Rubén Bernardo-Madrid  <https://orcid.org/0000-0003-2026-5690>

Lluís Brotons  <https://orcid.org/0000-0002-4826-4457>

Belinda Gallardo  <https://orcid.org/0000-0002-1552-8233>

Piero Genovesi  <https://orcid.org/0000-0002-0262-1420>

Pablo González-Moreno  <https://orcid.org/0000-0001-9764-8927>

Ingolf Kühn  <https://orcid.org/0000-0003-1691-8249>

Brian Leung  <https://orcid.org/0000-0002-8323-9628>

Chunlong Liu  <https://orcid.org/0000-0002-3376-4555>

Teresa Pastor  <https://orcid.org/0000-0003-2417-8965>

Aníbal Pauchard  <https://orcid.org/0000-0003-1284-3163>

Wolfgang Rabitsch  <https://orcid.org/0000-0002-3811-6071>

Helen E. Roy  <https://orcid.org/0000-0001-6050-679X>

Hanno Seebens  <https://orcid.org/0000-0001-8993-6419>

Wojciech Solarz  <https://orcid.org/0000-0002-9459-2144>

Uwe Starfinger  <https://orcid.org/0000-0001-5769-1445>

Rob Tanner  <https://orcid.org/0000-0002-2331-3945>

Montserrat Vilà  <https://orcid.org/0000-0003-3171-8261>

Núria Roura-Pascual  <https://orcid.org/0000-0003-0025-2972>

REFERENCES

- Bacher, S., Blackburn, T. M., Essl, F., Genovesi, P., Heikkilä, J., Jeschke, J. M., Jones, G., Keller, R., Kenis, M., Kueffer, C., Martinou, A. F., Nentwig, W., Pergl, J., Pyšek, P., Rabitsch, W., Richardson, D. M., Roy, H. E., Saul, W. C., Scalera, R., ... Kumschick, S. (2018). Socio-economic impact classification of alien taxa (SEICAT). *Methods in Ecology and Evolution*, 9(1), 159–168.
- Bezerra, F. G. S., Von Randow, C., Assis, T. O., Bezerra, K. R. A., Tejada, G., Castro, A. A., de Paula Gomes, D. M., Avancini, R., & Aguiar, A. P. (2022). New land-use change scenarios for Brazil: Refining global SSPs with a regional spatially-explicit allocation model. *PLoS One*, 17(4), e0256052.
- Blackburn, T. M., Essl, F., Evans, T., Hulme, P. E., Jeschke, J. M., Kuehn, I., Kumschick, S., Markova, Z., Mrugala, A., Nentwig, W., Pergl, J., Pyšek, P., Rabitsch, W., Ricciardi, A., Richardson, D. M., Sendek, A., Vila, M., Wilson, J. R. U., Winter, M., ... Bacher, S. (2014). A unified classification of alien species based on the magnitude of their environmental impacts. *PLoS Biology*, 12(5), e1001850.
- Cardador, L., Tella, J. L., Anadón, J. D., Abellán, P., & Carrete, M. (2019). The European trade ban on wild birds reduced invasion risks. *Conservation Letters*, 12(3), e12631.
- CBD. (2008). *Decisions adopted by the Conference of the Parties to the Convention on Biological Diversity at its ninth meeting*. Bonn, 19–30 May 2008. Secretariat of the Convention on Biological Diversity.
- Chen, H., Matsushashi, K., Takahashi, K., Fujimori, S., Honjo, K., & Gomi, K. (2020). Adapting global shared socio-economic pathways for national scenarios in Japan. *Sustainability Science*, 15(3), 985–1000.
- Dawson, W., Moser, D., van Kleunen, M., Kreft, H., Pergl, J., Pyšek, P., Weigelt, P., Winter, M., Lenzner, B., Blackburn, T. M., Dyer, E. E., Cassey, P., Scrivens, S. L., Economo, E. P., Guénard, B., Capinha, C., Seebens, H., García-Díaz, P., Nentwig, W., ... Essl, F. (2017). Global hotspots and correlates of alien species richness across taxonomic groups. *Nature Ecology & Evolution*, 1(7), 1–7.
- Decker, K. L., Allen, C. R., Acosta, L., Hellman, M. L., Jorgensen, C. F., Stutzman, R. J., Unstad, K. M., Williams, A., & Yans, M. (2012). Land use, landscapes, and biological invasions. *Invasive Plant Science and Management*, 5(1), 108–116.
- Di Marco, M., Harwood, T. D., Hoskins, A. J., Ware, C., Hill, S. L., & Ferrier, S. (2019). Projecting impacts of global climate and land-use scenarios on plant biodiversity using compositional-turnover modelling. *Global Change Biology*, 25(8), 2763–2778.
- Diagne, C., Leroy, B., Vaissière, A. C., Vaissière, A. C., Gozlan, R. E., Roiz, D., Jarić, I., Salles, J. M., Bradshaw, C. J. A., & Courchamp, F. (2021). High and rising economic costs of biological invasions worldwide. *Nature*, 592, 571–576. <https://doi.org/10.1038/s41586-021-03405-6>
- Duinker, P. N., & Greig, L. A. (2007). Scenario analysis in environmental impact assessment: Improving explorations of the future. *Environmental Impact Assessment Review*, 27(3), 206–219.
- Essl, F., Lenzner, B., Bacher, S., Bailey, S., Capinha, C., Daehler, C., Dullinger, S., Genovesi, P., Hui, C., Hulme, P. E., Jeschke, J. M., Katsanevakis, S., Kühn, I., Leung, B., Liebhold, A., Liu, C., MacIsaac, H. J., Meyerson, L. A., Nuñez, M. A., ... Roura-Pascual, N. (2020). Drivers of future alien species impacts: An expert-based assessment. *Global Change Biology*, 26(9), 4880–4893.
- Essl, F., Lenzner, B., Courchamp, F., Dullinger, S., Jeschke, J. M., Kühn, I., Leung, B., Moser, D., Roura-Pascual, N., & Seebens, H. (2019). Introducing AlienScenarios: A project to develop scenarios and models of biological invasions for the 21st century. *NeoBiota*, 45, 1–17.
- Gallardo, B., Aldridge, D. C., González-Moreno, P., Pergl, J., Pizarro, M., Pyšek, P., Thuiller, W., Yesson, C., & Vilà, M. (2017). Protected areas offer refuge from invasive species spreading under climate change. *Global Change Biology*, 23(12), 5331–5343.
- Gertheiss, J., & Hoshiyar, A. (2021). ordPens: Selection, fusion, smoothing and principal components analysis for ordinal variables. R package version 1.0.0 <https://CRAN.R-project.org/package=ordPens>
- González-Moreno, P., Díez, J. M., Ibáñez, I., Font, X., & Vilà, M. (2014). Plant invasions are context-dependent: Multiscale effects of climate, human activity and habitat. *Diversity and Distributions*, 20, 720–731.
- Hannagan, R. J., & Larimer, C. W. (2010). Does gender composition affect group decision outcomes? Evidence from a laboratory experiment. *Political Behavior*, 32, 51–67.
- Hellmann, J. J., Byers, J. E., Bierwagen, B. G., & Dukes, J. S. (2008). Five potential consequences of climate change for invasive species. *Conservation Biology*, 22(3), 534–543.
- Hulme, P. E. (2017). Climate change and biological invasions: Evidence, expectations, and response options. *Biological Reviews*, 92(3), 1297–1313.
- IPBES. (2016). *The methodological assessment report on scenarios and models of biodiversity and ecosystem services*. S. Ferrier, et al. (Eds).

- Secretariat of the Intergovernmental Science-Policy Platform on Biodiversity and Ecosystem Services.
- IPBES. (2019). *Global assessment report on biodiversity and ecosystem services of the Intergovernmental Science-Policy Platform on Biodiversity and Ecosystem Services*. E. S., Brondizio, J., Settele, S., Díaz, & H. T., Ngo (Eds.). Secretariat of the Intergovernmental Science-Policy Platform on Biodiversity and Ecosystem Services.
- IPBES. (2023). Summary for policymakers of the thematic assessment report on invasive alien species and their control of the Intergovernmental Science-Policy Platform on Biodiversity and Ecosystem Services. In H. E. Roy, A. Pauchard, P. Stoett, T. Renard Truong, S. Bacher, B. S. Galil, P. E. Hulme, T. Ikeda, K. V. Sankaran, M. A. McGeoch, L. A. Meyerson, M. A. Nuñez, A. Ordonez, S. J. Rahlao, E. Schwindt, H. Seebens, A. W. Sheppard, & V. Vandvik (Eds.). IPBES Secretariat. <https://doi.org/10.5281/zenodo.7430692>
- Kassambara, A., & Mundt, F. (2020). factoextra: Extract and visualize the results of multivariate data analyses. R package version 1.0.7. <https://CRAN.R-project.org/package=factoextra>
- Kok, K., Pedde, S., Gramberger, M., Harrison, P. A., & Holman, I. P. (2019). New European socio-economic scenarios for climate change research: Operationalising concepts to extend the shared socio-economic pathways. *Regional Environmental Change*, 19(3), 643–654.
- Krueger, T., Page, T., Hubacek, K., Smith, L., & Hiscock, K. (2012). The role of expert opinion in environmental modelling. *Environmental Modelling and Software*, 36, 4–18.
- Latombe, G., Seebens, H., Lenzner, B., Courchamp, F., Dullinger, S., Golivets, M., Khûn, I., Leung, B., Roura-Pascual, N., Cebrian, E., Dawson, W., Digne, C., Jeschke, J. M., Pérez-Granados, C., Moser, D., Turbelin, A., Visconti, P., & Essl, F. (2023). Capacity of countries to reduce biological invasions. *Sustainability Science*, 18, 771–789. <https://doi.org/10.1007/s11625-022-01166-3>
- Leclère, D., Obersteiner, M., Barrett, M., Butchart, S. H. M., Chaudhary, A., de Palma, A., DeClerck, F. A. J., di Marco, M., Doelman, J. C., Dürauer, M., Freeman, R., Harfoot, M., Hasegawa, T., Hellweg, S., Hilbers, J. P., Hill, S. L. L., Humpenöder, F., Jennings, N., Krisztin, T., ... Young, L. (2020). Bending the curve of terrestrial biodiversity needs an integrated strategy. *Nature*, 585, 551–556.
- Lenzner, B., Leclère, D., Franklin, O., Seebens, H., Roura-Pascual, N., Obersteiner, M., Dullinger, S., & Essl, F. (2019). A framework for global twenty-first century scenarios and models of biological invasions. *Bioscience*, 69(9), 697–710.
- Lopez, B. E., Allen, J. M., Dukes, J. S., Lenoir, J., Vila, M., Blumenthal, D. M., Beaury, E. M., Fusco, E. J., Laginhas, B. B., Morelli, T. L., O'Neill, M. W., Sorte, C. J. B., Maceda-Veiga, A., Whitlock, R., & Bradley, B. A. (2022). Global environmental changes more frequently offset than intensify detrimental effects of biological invasions. *Proceedings of the National Academy of Sciences of the United States of America*, 119(22), e2117389119.
- Lutz, W., Goujon, A., Samir, K. C., Stonawski, M., & Stilianakis, N. (2018). *Demographic and human capital scenarios for the 21st century: 2018 assessment for 201 countries*. Publications Office of the European Union. ISBN 978-92-79-78024-0.
- MacDonald, D., Crabtree, J. R., Wiesinger, G., Dax, T., Stamou, N., Fleury, P., Gutierrez Lazpita, J., & Gibon, A. (2000). Agricultural abandonment in mountain areas of Europe: Environmental consequences and policy response. *Journal of Environmental Management*, 59(1), 47–69.
- Novoa, A., Moodley, D., Catford, J. A., Golivets, M., Bufford, J., Essl, F., Lenzner, B., Pattison, Z., & Pyšek, P. (2021). Global costs of plant invasions must not be underestimated. *NeoBiota*, 69, 75–78.
- Nuñez, M. A., & Pauchard, A. (2010). Biological invasions in developing and developed countries: Does one model fit all? *Biological Invasions*, 12, 707–714.
- O'Neill, B. C., Krieglner, E., Ebi, K. L., Kemp-Benedict, E., Riahi, K., Rothman, D. S., van Ruijven, B. J., van Vuuren, D. P., Birkmann, J., Kok, K., Levy, M., & Solecki, W. (2017). The roads ahead: Narratives for shared socioeconomic pathways describing world futures in the 21st century. *Global Environmental Change*, 42, 169–180.
- O'Neill, B. C., Krieglner, E., Riahi, K., Ebi, K. L., Hallegatte, S., Carter, T. R., Mathur, R., & van Vuuren, D. P. (2014). A new scenario framework for climate change research: The concept of shared socioeconomic pathways. *Climatic Change*, 122(3), 387–400.
- Pereira, L. M., Davies, K. K., den Belder, E., Ferrier, S., Karlsson-Vinkhuyzen, S., Kim, H. J., Kuiper, J. J., Okayasu, S., Palomo, M. G., Pereira, H. M., Peterson, G., Sathyapalan, J., Schoolenberg, M., Alkemada, R., Ribeiro, S. C., Greenaway, A., Hauck, J., King, N., Lazarova, T., ... Lundquist, C. J. (2020). Developing multiscale and integrative nature-people scenarios using the nature futures framework. *People and Nature*, 2, 1172–1195.
- Pyšek, P., Hulme, P. E., Simberloff, D., Bacher, S., Blackburn, T. M., Carlton, J. T., Dawson, W., Essl, F., Foxcroft, L. C., Genovesi, P., Jeschke, J. M., Kühn, I., Liebhold, A. M., Mandrak, N. E., Meyerson, L. A., Pauchard, A., Pergl, J., Roy, H. E., Seebens, H., ... Richardson, D. M. (2020). Scientists' warning on invasive alien species. *Biological Reviews*, 95(6), 1511–1534.
- Pyšek, P., Jarošík, V., Hulme, P. E., Kühn, I., Wild, J., Arianoutsou, M., Bacher, S., Chiron, F., Didžiulis, V., Essl, F., Genovesi, P., Gherardi, F., Hejda, M., Kark, S., Lambdon, P. W., Desprez-Loustau, M. L., Nentwig, W., Pergl, J., Poblajšaj, K., ... Winter, M. (2010). Disentangling the role of environmental and human pressures on biological invasions across Europe. *Proceedings of the National Academy of Sciences of the United States of America*, 107(27), 12157–12162.
- R Core Team. (2022). *R: A language and environment for statistical computing*. R Foundation for Statistical Computing. <https://www.R-project.org/>
- Rosa, I. M. D., Pereira, H. M., Ferrier, S., Alkemada, R., Acosta, L. A., Akcakaya, H. R., Den Belder, E., Fazel, A. M., Fujimori, S., Harfoot, M., Harhash, K. A., Harrison, P. A., Hauck, J., Hendriks, R. J. J., Hernández, G., Jetz, W., Karlsson-Vinkhuyzen, S. I., Kim, H., King, N., ... Van Vuuren, D. (2017). Multiscale scenarios for nature futures. *Nature Ecology & Evolution*, 1(10), 1416–1419.
- Roura-Pascual, N., Leung, B., Rabitsch, W., Ruttig, L., Vervoort, J., Bacher, S., Dullinger, S., Erb, K. H., Jeschke, J. M., Katsanevakis, S., Kühn, I., Lenzner, B., Liebhold, A. M., Obersteiner, M., Pauchard, A., Peterson, G. D., Roy, H. E., Seebens, H., Winter, M., ... Essl, F. (2021). Alternative futures for global biological invasions. *Sustainability Science*, 16, 1637–1650.
- Roura-Pascual, N., Saul, W.-C., Pérez-Granados, C., Ruttig, L., Peterson, G. D., Latombe, G., Essl, F., Adriaens, T., Aldridge, D. C., Bacher, S., Bernardo-Madrid, R., Brotons, L., Diaz, F., Gallardo, B., Genovesi, P., Golivets, M., González-Moreno, P., Hall, M., Kutlesa, P., ... Jeschke, J. M. (2023). *A scenario-guided strategy for the future management of biological invasions*. Accepted in *Frontiers in Ecology and the Environment*.
- Sardain, A., Sardain, E., & Leung, B. (2019). Global forecasts of shipping traffic and biological invasions to 2050. *Nature Sustainability*, 2(4), 274–282.
- Seebens, H., Bacher, S., Blackburn, T. M., Capinha, C., Dawson, W., Dullinger, S., Genovesi, P., Hulme, P. E., Kleunen, M., Kühn, I., Jeschke, J. M., Lenzner, B., Liebhold, A. M., Pattison, Z., Pergl, J., Pyšek, P., Winter, M., & Essl, F. (2021). Projecting the continental accumulation of alien species through to 2050. *Global Change Biology*, 27(5), 970–982.
- Seebens, H., Blackburn, T. M., Dyer, E. E., Genovesi, P., Hulme, P. E., Jeschke, J. M., Pagad, S., Pyšek, P., Winter, M., Arianoutsou, M., Bacher, S., Blasius, B., Brundu, G., Capinha, C., Celesti-Grappow, L., Dawson, W., Dullinger, S., Fuentes, N., Jäger, H., ... Essl, F. (2017). No saturation in the accumulation of alien species worldwide. *Nature Communications*, 8(1), 14435.
- Seebens, H., Essl, F., Dawson, W., Fuentes, N., Moser, D., Pergl, J., Pyšek, P., van Kleunen, M., Weber, E., Winter, M., & Blasius, B. (2015). Global trade will accelerate plant invasions in emerging economies under climate change. *Global Change Biology*, 21(11), 4128–4140.

- Seebens, H., & Kaplan, E. (2022). DASCO: A workflow to downscale alien species checklists using occurrence records and to re-allocate species distributions across realms. *NeoBiota*, 74, 75–91.
- Sutherland, W. J., & Burgman, M. (2015). Policy advice: Use experts wisely. *Nature*, 526(7573), 317–318.
- Verburg, P. H., Schulp, C. J. E., Witte, N., & Veldkamp, A. (2006). Downscaling of land use change scenarios to assess the dynamics of European landscapes. *Agriculture, Ecosystems & Environment*, 114(1), 39–56.
- Vilà, M., Basnou, C., Pyšek, P., Josefsson, M., Genovesi, P., Gollasch, S., Nentwig, W., Olenin, S., Roques, A., Roy, D., Hulme, P. E., & DAISIE partners. (2010). How well do we understand the impacts of alien species on ecosystem services? A pan-European, cross-taxa assessment. *Frontiers in Ecology and the Environment*, 8, 135–144.
- Walker, G. A., Robertson, M. P., Gaertner, M., Gallien, L., & Richardson, D. M. (2017). The potential range of *Ailanthus altissima* (tree of heaven) in South Africa: The roles of climate, land use and disturbance. *Biological Invasions*, 19(12), 3675–3690.

SUPPORTING INFORMATION

Additional supporting information can be found online in the Supporting Information section at the end of this article.

Text S1. Procedure to downscale the global scenarios for biological invasions (abbreviated Global-ASNs in the manuscript) to the European level (Eur-ASNs).

Table S1. Workshop participants involved in the development of the four European Alien Scenarios Narratives, indicating their country and expertise. (*) indicates members of the workshop facilitation team, (^) indicates members of the scoring team.

Table S2. Name, rationale, consensus score and consensus justification for each of the 26 variables considered to characterise the scenarios of all four scenario initiatives (Eur-ASN: 4 scenarios, Global-ASN: 4 selected scenarios, Eur-SSP: 4 scenarios, Global-SSP: 5 scenarios).

How to cite this article: Pérez-Granados, C., Lenzner, B., Golivets, M., Saul, W.-C., Jeschke, J. M., Essl, F., Peterson, G. D., Rutting, L., Latombe, G., Adriaens, T., Aldridge, D. C., Bacher, S., Bernardo-Madrid, R., Brotons, L., Díaz, F., Gallardo, B., Genovesi, P., González-Moreno, P., Kühn, I. ... Roura-Pascual, N. (2023). European scenarios for future biological invasions. *People and Nature*, 00, 1–15. <https://doi.org/10.1002/pan3.10567>